

Media release

## **European organic market grew to 40.7 billion euros in 2018**

**The organic market in Europe continues to grow. In 2018, it increased by almost 8 percent and reached 40.7 billion euros. Some of the major markets even enjoyed double-digit growth rates. At BIOFACH, the world's leading trade fair for organic food, the Research Institute of Organic Agriculture (FiBL), the Agricultural Market Information Company (AMI) and partners are presenting the 2018 data on the European organic sector (February 12, 2020 from 4:00 to 4:45 pm, Messezentrum Nürnberg, Hall Shanghai).**

(Frick/Nuremberg, February 12, 2020) In 2018, the European organic sector experienced strong growth in terms of area, producers and markets.

### **More than 15.6 million hectares of farmland are organic in Europe – Spain has the largest area**

In Europe, 15.6 million hectares were organic in 2018 (European Union: 13.8 million hectares). With 2.2 million hectares, Spain continues to be the country with the largest organic area in Europe, followed by France (2.0 million hectares), and Italy (2.0 million hectares).

### **Organic farmland increased by more than one million hectares**

The organic land increased by 1.25 million hectares in Europe and by one million hectares in the European Union, representing an increase of 8.7 percent and 7.6 percent, respectively. France reported over 290'000 hectares more than in 2017 and Spain reported over 160'000 hectares more.

### **Liechtenstein is the country with the highest organic share of the total farmland in the world**

Organic farmland in Europe constituted 3.1 percent of the total agricultural land and 7.7 percent in the European Union. In Europe (and globally), Liechtenstein had the highest organic share of all farmland (38.5 percent) followed by Austria, the country in the European Union with the highest organic share (24.7 percent). Ten European countries reported that at least 10 percent of their farmland is organic.

### **Organic producers on the rise**

There were almost 420'000 organic producers in Europe (European Union: almost 330'000), and the largest numbers were in Turkey (almost 80'000) and Italy (more than 69'000). The number of producers grew by 5.4 percent in Europe (7.2 percent in the European Union) in 2018.

### **Continued growth of processors and importers**

There were almost 76'000 processors in Europe and almost 71'000 in the European Union. Almost 5'800 importers were counted in Europe and more than 5'000 in the European Union. The country with the largest number of processors was Italy (more than 20'000), while Germany had the most importers (more than 1'700).

### **Retail sales surpass the 40 billion euro mark**

Retail sales in Europe were valued at 40.7 billion euros (37.4 billion euros in the European Union). The largest market was Germany (10.9 billion euros). The European Union represents the second largest single market for organic products in the world after the United States (40.6 billion euros).

### **Steady growth of retail sales in 2018**

The European market recorded a growth rate of 7.8 percent. Among the key markets, the highest growth was observed in France (15.4 percent). In the decade 2009-2018, the value of the European and European Union markets has more than doubled.

### **European consumers spend more on organic food**

In Europe, consumers spent 50 euros on organic food per person annually (European Union: 76 euros). Per capita consumer spending on organic food has doubled in the last decade. Danish and Swiss consumers spent the most money on organic food (312 euros per capita in 2018).

### **Denmark has the highest organic market share in the world**

Globally, European countries account for the highest shares of organic food sales as a percentage of their respective food markets. Denmark is the first country to surpass the ten percent mark and has the highest organic share (11.5 percent) worldwide.

Individual products and product groups hold even higher shares. Organic eggs, for instance, reach around 30 percent of the value of all eggs sold in some countries.

The survey on organic farming in Europe was conducted by FiBL and AMI. The FiBL data collection was carried out in the framework of the global survey on organic farming supported by the Swiss State Secretariat for Economic Affairs (SECO), the International Trade Centre (ITC), the Coop Sustainability Fund, NürnbergMesse and IFOAM – Organics International.

## Further information

### Contacts

- Dr. Helga Willer, FiBL, Ackerstrasse 113, 5070 Frick, Switzerland  
Phone +41 (0)79 218 06 26, [helga.willer@fibl.org](mailto:helga.willer@fibl.org), [www.fibl.org](http://www.fibl.org)
- Diana Schaack, Agricultural Market Information Company (AMI), Dreizehnmorgenweg 10, 53175 Bonn, Germany  
Phone +49 228 33805-0, [diana.schaack@ami-informiert.de](mailto:diana.schaack@ami-informiert.de), [www.ami-informiert.de](http://www.ami-informiert.de)

### Download, infographics and online databases

- Download "The World of Organic Agriculture 2020"  
<http://www.organic-world.net/yearbook/yearbook-2020/pdf.html>
- Infographics  
<http://www.organic-world.net/yearbook/yearbook-2020/infographics.html>
- FiBL statistics on organic agriculture worldwide  
<https://statistics.fibl.org>.

### Links

- [www.fibl.org](http://www.fibl.org): Website of FiBL, the Research Institute of Organic Agriculture
- [www.ami-informiert.de](http://www.ami-informiert.de): Website of AMI, the Agricultural Market Information Company
- [www.biofach.de](http://www.biofach.de): Website of BIOFACH

### Organic in Europe at BIOFACH

The yearbook "The World of Organic Agriculture" can be obtained at BIOFACH at the FiBL stand in Hall 1 (stand 553). The book includes a detailed chapter about organics in Europe, with many tables and graphs.

The **BIOFACH session on the European organic market** takes place on February 12, 2020, from 4:00 to 4:45 pm in hall Shanghai, NCC East, Nürnberg Exhibition Centre. (For programme see next page).

## **Programme of the session “The European market for organic food” at BIOFACH 2020**

Wednesday, February 12, 2020, 4:00 to 4:45 pm, Hall Shanghai (NCC East), NürnbergMesse, Nuremberg

- Dr. Susanne Padel, The Organic Research Centre, UK, Moderator
- Dr. Helga Willer, Research Institute of Organic Agriculture (FiBL), Switzerland
- Diana Schaack, Agrarmarkt Informations-Gesellschaft mbH (AMI), Germany
- Dr. Eva Lacarce, Agence Bio, France
- Lee Holdstock, Soil Association, UK
- Prof. Dr. Raffaele Zanolì, Università Politecnica delle Marche, Italy

More information at [www.biofach.fibl.org/en/biofach-2020.html](http://www.biofach.fibl.org/en/biofach-2020.html)

### **This media release online**

This media release and pictures can be accessed online at [www.fibl.org/en/media.html](http://www.fibl.org/en/media.html).

#### **About FiBL**

The Research Institute of Organic Agriculture (FiBL) is one of the world's leading institutes in the field of organic agriculture. FiBL's strengths lie in its interdisciplinary research, innovations developed jointly with farmers and the food industry, and rapid knowledge transfer. FiBL employs some 300 staff at its various locations.

- Homepage: [www.fibl.org](http://www.fibl.org)
- Video: [www.youtube.com/watch?v=U84NrJlORFc](https://www.youtube.com/watch?v=U84NrJlORFc)

## Europe and the European Union: Key indicators 2018

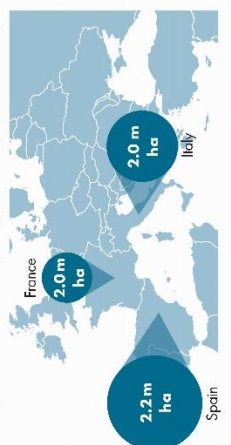
Indicator	Europe	European Union	Top 3 countries Europe
<b>Organic farmland in hectares</b>	15.6 million ha	13.8 million ha	Spain (2.2 million ha) France (2.0 million ha) Italy (2.0 million ha)
<b>Organic share of total farmland</b>	3.1 %	7.7 %	Liechtenstein (38.5%) Austria (24.7%) Estonia (21.6%)
<b>Increase in organic farmland 2017-2018 in hectares</b>	1.25 million ha	1 million ha	France (+290'604 ha) Spain (+164'302 ha) Germany (+148'157 ha)
<b>Relative increase in organic farmland 2017-2018</b>	8.7%	7.6%	Montenegro (+64%) Ireland (+60%) North Macedonia (+52%)
<b>Land use [in million hectares]</b>	Arable crops: 7.5 Permanent crops: 1.7 Permanent pastures: 6.2	Arable crops: 6.1 Permanent crops 1.5 Permanent pastures: 6.0	
<b>Top arable crop groups</b>	Cereals: 2.6 million ha Green fodder: 2.5 million ha Dry pulses: 0.5 million ha	Green fodder: 2.3 million ha Cereals: 2.2 million ha Dry pulses: 0.4 million ha	Largest arable areas: France (1.1 million ha) Italy (0.9 million ha) Germany (0.6 million ha)
<b>Top permanent crop groups</b>	Olives: 0.6 million ha Grapes: 0.4 million ha Nuts: 0.3 million ha	Olives: 0.5 million ha Grapes: 0.3 million ha Nuts: 0.3 million ha	Largest permanent crop areas: Spain (0.6 million ha) Italy (0.5 million ha) Turkey (0.2 million ha)
<b>Wild collection area</b>	17.2 million ha	13.9 million ha	Finland (11.2 million ha) Romania (1.8 million ha; 2014) Albania (0.6 million ha)
<b>Producers [no.]</b>	418'610	327'222	Turkey: (79'563) Italy (69'317) France (41'632)
<b>Processors [no.]</b>	75'569	71'960	Italy (20'087) France (16'651) Germany (15'441)
<b>Importers [no.]</b>	5'790	5'034	Germany (1'723) Switzerland (548) France (545)
<b>Retail sales</b>	40.7 billion euros	37.4 billion euros	Germany (10'910 million euros) France (9'139 million euros) Italy (3'483 million euros)
<b>Growth of retail sales 2017-2018</b>	7.8%	7.7%	France (15.4%) Switzerland (13.3%) Denmark (12.9%)
<b>Organic share of total market</b>	No data	No data	Denmark (11.5 %) Switzerland (9.9 %) Sweden (9.6 %)
<b>Per capita consumption [euros]</b>	50 euros	76 euros	Switzerland (312 euros); Denmark (312 euros) Sweden (231 euros)

Source: FiBL-AMI survey 2020

## Organic Agriculture in Europe 2018

### Organic Farmland 2018

Top 3 countries (largest organic area)

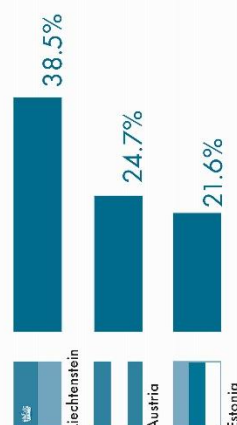


**15.6 m ha**  
Organic farmland in million hectares

+8.7%  
From 2017

**3.1%**  
Organic share of total farmland

Organic share of total farmland:  
Top 3 countries



### Organic Producers & Processors 2018

The number of organic producers is increasing

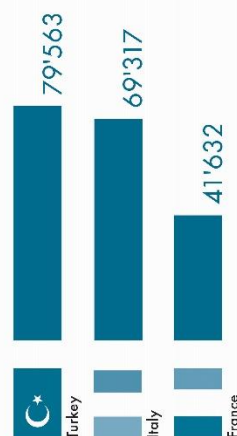
**418'610**  
Organic producers

From 2017

**75'569**  
Organic processors

+5.9%  
From 2017

Number of producers:  
Top 3 countries



### Organic Market 2018

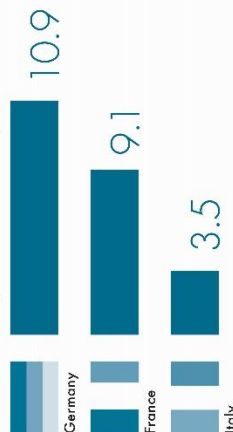
The European market is growing

**40.7**  
European organic retail sales in billion euros

50.5 €  
Per capita spending

+7.8%  
Organic market growth

Organic retail sales: Top 3 countries  
(in billion euros)



15.4%  
Organic market growth

11.5%  
Market share

**312 €**  
Highest per capita spending is in Denmark and Switzerland

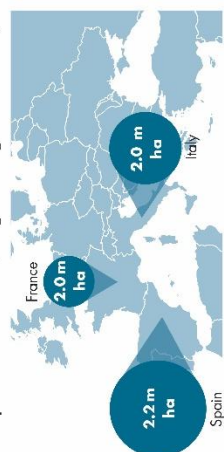
Source: FiBL survey based on national sources  
© FiBL 2020  
More information: [www.organicworld.net](http://www.organicworld.net) - [stats@cs.fibl.org](mailto:stats@cs.fibl.org)



## Organic Agriculture in the European Union 2018

### Organic Farmland 2018

Top 3 countries (largest organic area)

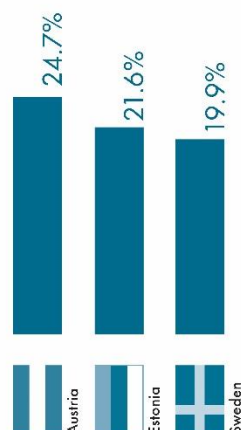


**13.8 m ha**  
Organic farmland in million hectares

**+7.6%**  
From 2017

**7.7%**  
Organic share of total farmland

Organic share of total farmland:  
Top 3 countries



### Organic Producers & Processors 2018

The number of organic producers is increasing

**327'222**  
Organic producers

**+7.2%**

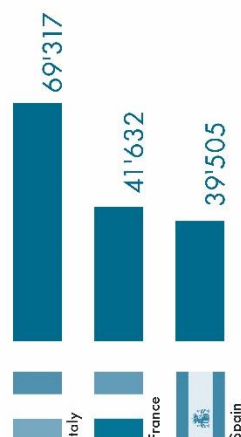
From 2017

**71'960**  
Organic processors

**+5.6%**

From 2017

Number of producers:  
Top 3 countries



### Organic Market 2018

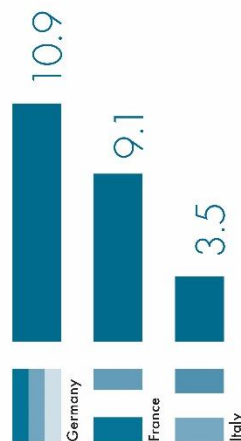
The European market is growing

**37.4**  
EU organic retail sales in billion euros

**76 €**  
Per capita spending

**+7.7%**  
Organic market growth

Organic retail sales: Top 3 countries  
(in billion euros)



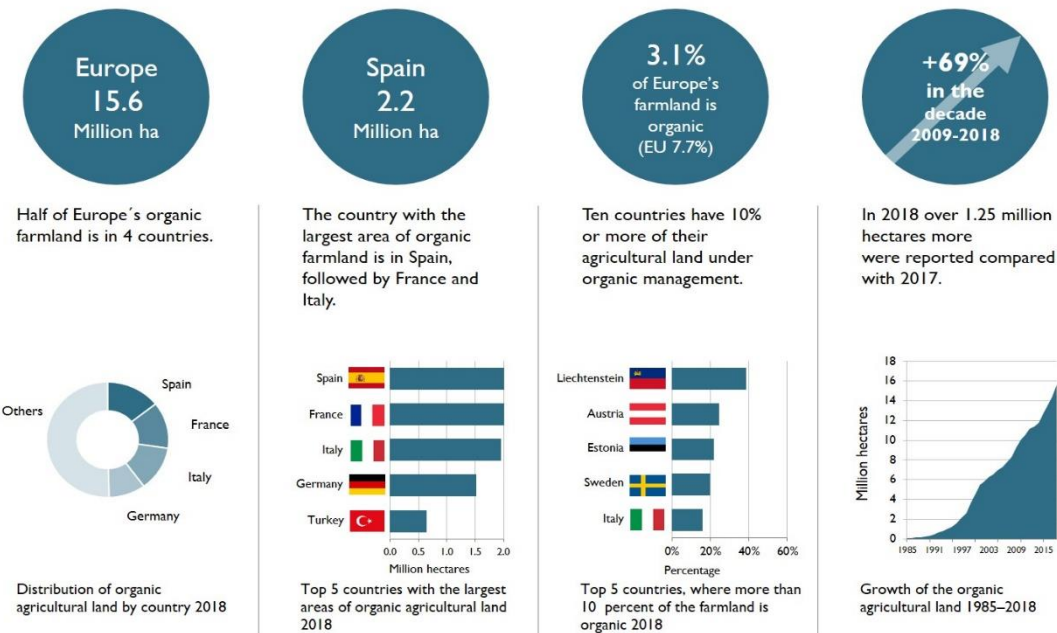
**15.4%**  
Organic market growth

**11.5%**  
Market share

**312 €**  
Highest per capita spending is in Denmark

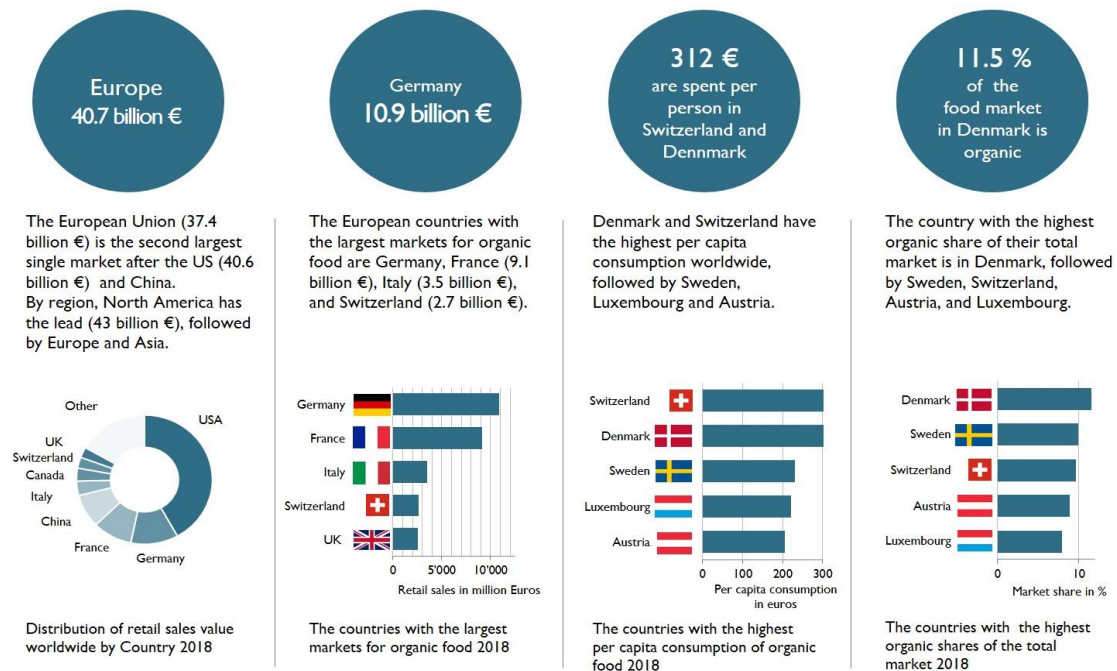
Source: FiBL survey based on national sources  
© FiBL 2020  
More information: [www.organic-world.net](http://www.organic-world.net) - [statistics.fibla.org](http://statistics.fibla.org)

## EUROPE: ORGANIC FARMLAND 2018



Source: FiBL-AMI survey 2020, [www.organic-world.net](http://www.organic-world.net)

## EUROPE: ORGANIC RETAIL SALES 2018



Source: FiBL survey 2020, [www.organic-world.net](http://www.organic-world.net)